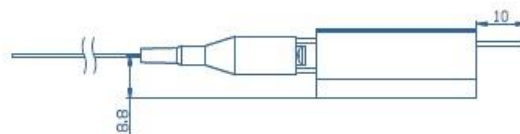
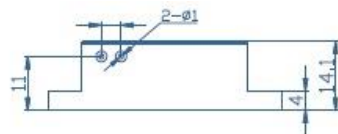
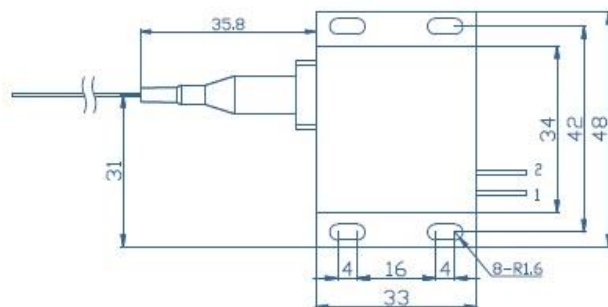


Model	M976±0.5-30-F105/22-T4M			
Optical	Unit	Min	Typical	Max
Output power (exit fiber)	W	28	30	
Central wavelength	nm	975.5	976	976.5
Spectral width (FWHM)	nm		≤ 0.5	
Wavelength temp. coefficient	nm/°C		0.02	
Wavelength current coefficient	nm/A		0.05	
Fiber				
Fiber core diameter	µm	102	105	108
Fiber cladding diameter	µm	122	125	128
Numerical aperture		0.20	0.22	0.24
Bare fiber length	m		1 or 2	
Electric				
Threshold current	A		0.5	
Operating current	A		9.0	10.0
Operating voltage	V		6.25	6.70
Slope efficiency	W/A		3.8	
Power conversion efficiency	%		50	
Back reflection protection				
Wavelength range	nm		1030 – 1100	
Attenuation	dB		>40	
Absolute ratings				
Operating temperature (case baseplate)	°C		≤ 30	
Operating humidity	%		< 75	
Storage temperature	°C		-20 – +80	
Soldering pin temperature	°C		250 (10s)	

* Data specified at 25°C cooling plate.



1	Laser Diode Anode
2	Laser Diode Cathode



Compliance with Regulatory Requirements: This industrial laser is an OEM version of a laser diode. As such, it is intended only for integration into other equipment. This laser does not comply with IEC and CDRH requirements. The customer is responsible for IEC and CDRH certifications of the system that incorporates this industrial laser.



